



KIDS4KIDS RELIEF · READY TOGETHER

# Family Checklist

A calm conversation guide for kids and trusted grown-ups.

KIDS4KIDSRELIEF.ORG



FAMILY TAKE-HOME HANDOUT

Page 1 of 2



## Start here

Set a **20-minute family meeting**. The goal isn't to plan for everything that could happen — it's to know **who to call, where to go, what to pack, and how each person can help safely**.

### 1 Hold a family meeting



- Pick the **safest spot at home** and the place you'd go if you ever had to leave (*your evacuation spot*).
- Choose **one out-of-town person** everyone can call or text.
- Decide how grown-ups will get **official alerts** and school updates.
- Talk about what kids should do if they're at **school, practice, or away from home**.

### 2 Know your local risk



- Find your **evacuation zone** or the local map for floods and storm surge.
- Know whether your home is safe for **wind, rain, and power outages**.
- Write down your **local emergency office**, alert system, and shelter info.
- In Florida? Look up **Know Your Zone**, AlertFlorida, and your county's emergency office.

### 3 Plan for people, pets & papers



- List **medicines, allergies, medical equipment**, and any **accessibility needs**.
- Plan for **pets and service animals**: carrier, leash, food, medicine, ID, shelter rules.
- Make copies of **IDs, insurance, prescriptions**, school contacts, and important records.
- Pack **comfort items** for kids: book, small game, headphones, notebook, or stuffed animal.

### 4 Give everyone a calm job



- Grown-ups** make safety decisions using official instructions.
- Kids** can pack comfort items, charge devices, check pet supplies, and remind grown-ups to review the plan.
- Practice **where supplies are kept** and how to reach emergency contacts.
- Check on neighbors **only when it's safe** and a grown-up says it's okay.



## What *not* to do

- Don't wait until the storm is close to talk about leaving.
- Don't rely on just one phone, one app, or one person for alerts.
- Don't put grown-up emergency choices on a kid.
- Don't leave pets, medicine, chargers, or papers out of the plan.

● Use local emergency alerts and follow instructions from local officials.

Educational use only. Always follow local emergency officials, school instructions, and official alerts. Sources: NOAA Hurricane Preparedness · National Weather Service · Ready.gov · American Red Cross · Florida Division of Emergency Management · CDC/CPSC generator safety.



KIDS4KIDS RELIEF · READY TOGETHER

# Family Checklist

Fill it in together — then keep a copy in your kit.

KIDS4KIDSRELIEF.ORG








## Our family emergency plan *fill in together*

QUESTION	OUR FAMILY'S ANSWER
Our safest room or place at home	
Our evacuation zone or local risk	
Where we'll go if we have to leave	
Out-of-town contact	
How we get local alerts	
School / practice pickup plan	

## Who does what? *give every job a person + a backup*

JOB	PERSON · BACKUP	DONE?
Checks official alerts		<input type="checkbox"/>
Handles documents & insurance		<input type="checkbox"/>
Checks medicine & medical gear		<input type="checkbox"/>
Packs pet / service-animal supplies		<input type="checkbox"/>
Charges devices & power banks		<input type="checkbox"/>
Kid helper: comfort items + reminders		<input type="checkbox"/>

## People, pets & comfort *jot the important details*

 <b>Medicine, allergies &amp; access needs</b> _____ _____	 <b>Baby, senior &amp; caregiver needs</b> _____ _____	 <b>Pets &amp; service animals</b> _____ _____	 <b>Comfort items for kids</b> _____ _____	 <b>Trusted grown-ups to ask for help</b> _____ _____
--	--	--	---	---



### Our family promise

We get ready **together**. **Grown-ups** make the safety calls. **Kids** help by learning, reminding, packing simple things, and speaking up when something feels confusing or scary.